



Summary Feedback

(Combined feedback broadcasted at multiple times during last week)

PRE - RECORDED ST1-ST4 Teaching Programme 2024

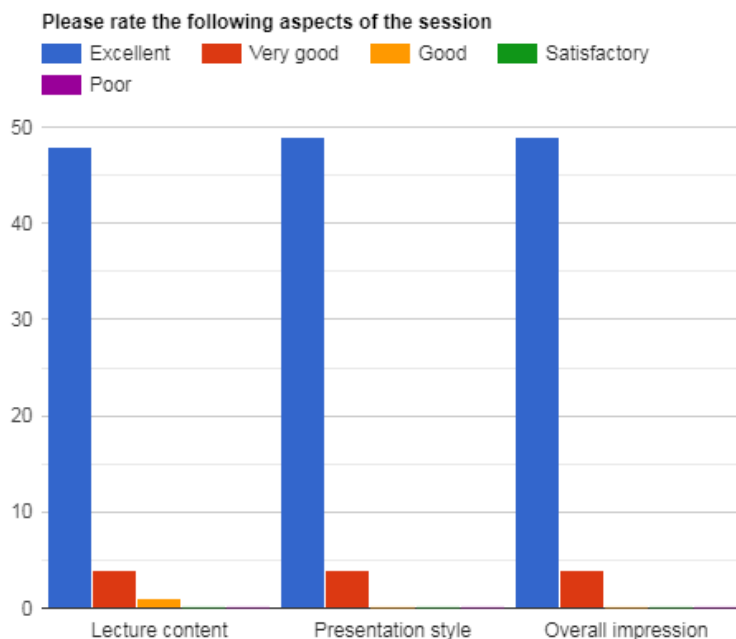
MSK - MRI for FRCR 2B

(a) How to report spine Part II (b) Exam cases viva (13th & 14th April 2024)

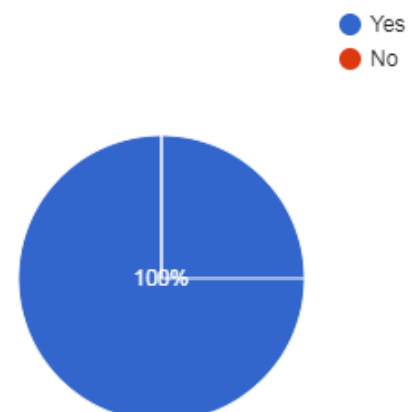
Lecturers: Sajid Butt & Syed Babar Ajaz

Summary Points:

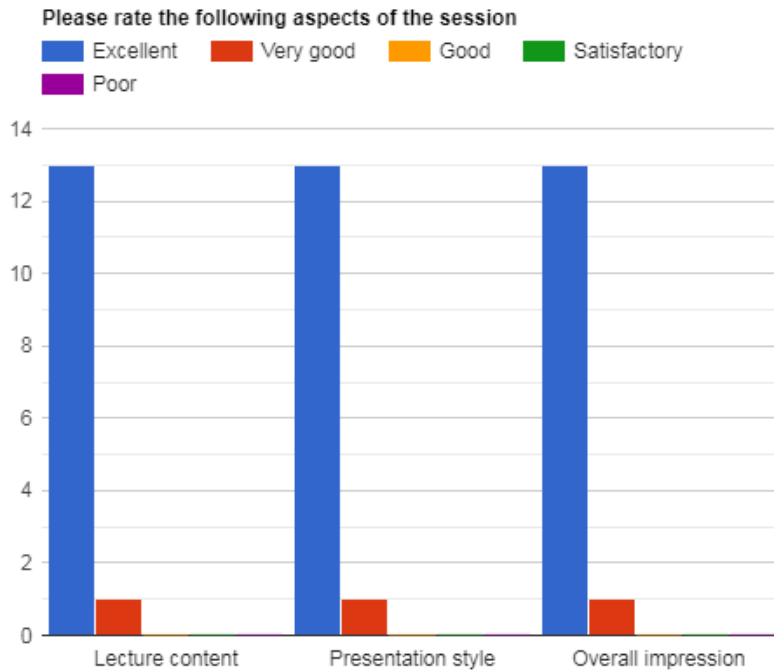
- Total Attendees: 261 from 28 Countries (Algeria , Bahrain, Bangladesh, China, Egypt, Ghana, Hong Kong, India, Indonesia, Jordan, Kenya, Malaysia, Myanmar, Nepal, Nigeria, Oman, Pakistan, Saudi Arabia, Singapore, South Africa, Sri Lanka, Sudan, Türkiye, UAE, UK, Yemen, Zambia, Zimbabwe).
- Total duration: 3 hours (each session broadcasted multiple times)
- Total feedback received from 70 participants, from three different broadcasts



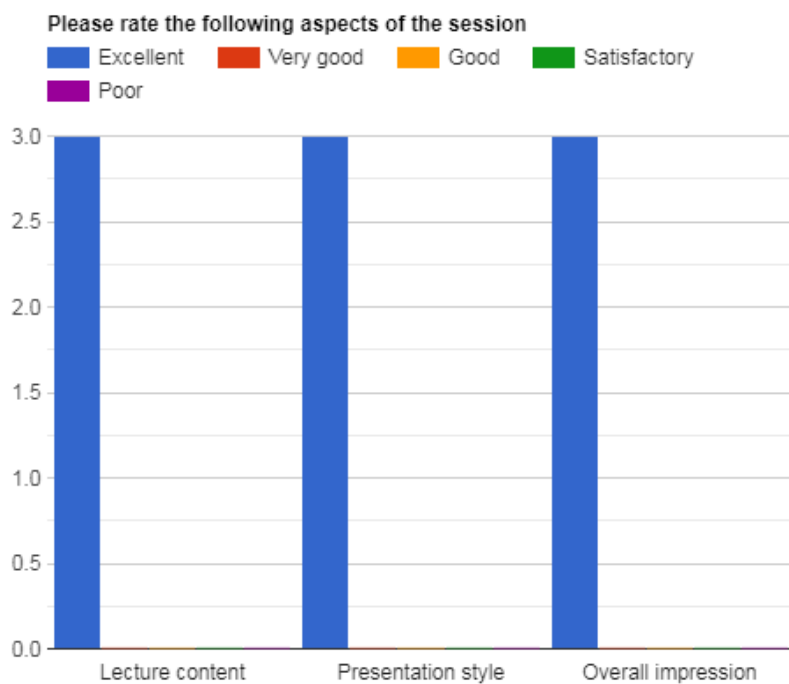
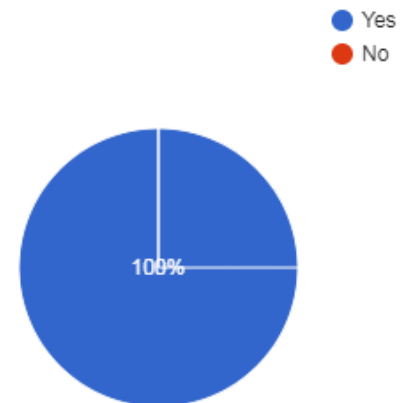
Did you find it useful
53 responses



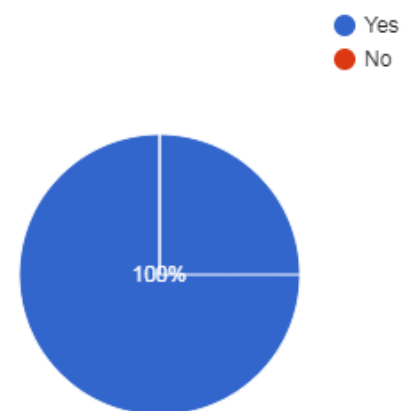
MSK - MRI for FRCR 2B (a) How to report spine Part II (b) Exam cases viva



Did you find it useful
14 responses



Did you find it useful
3 responses



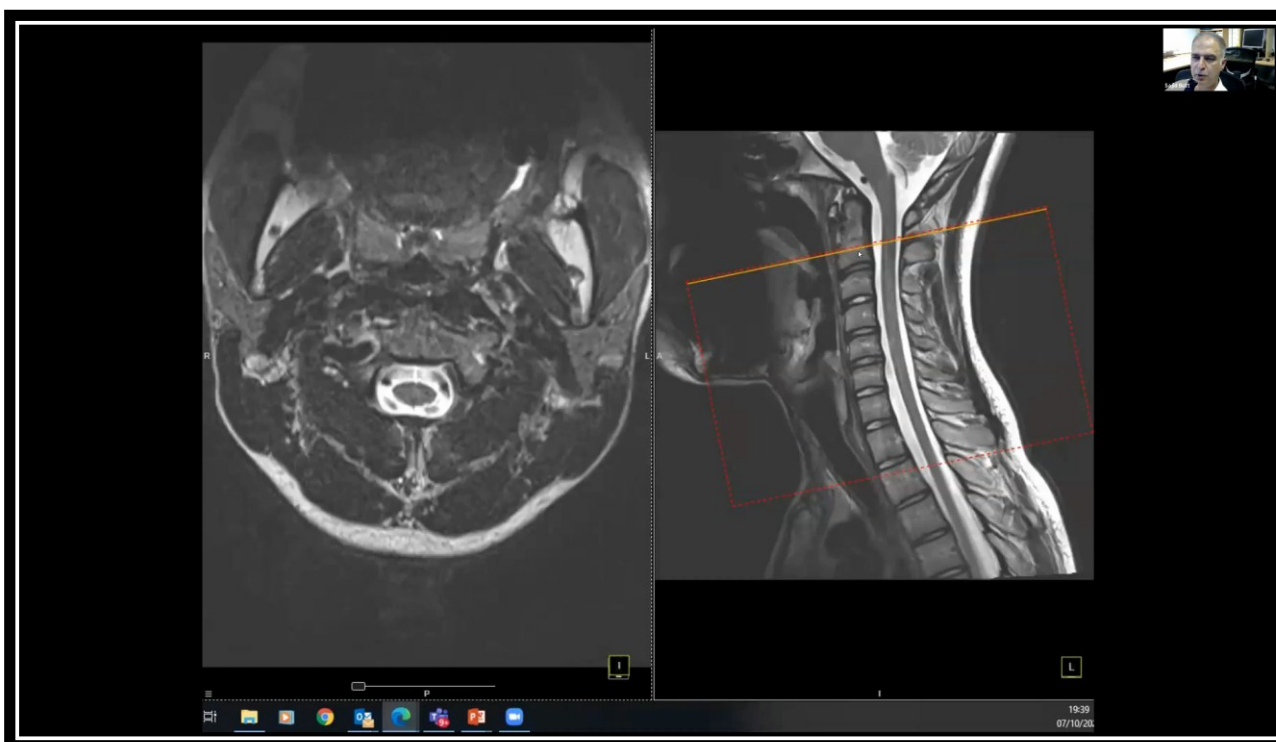
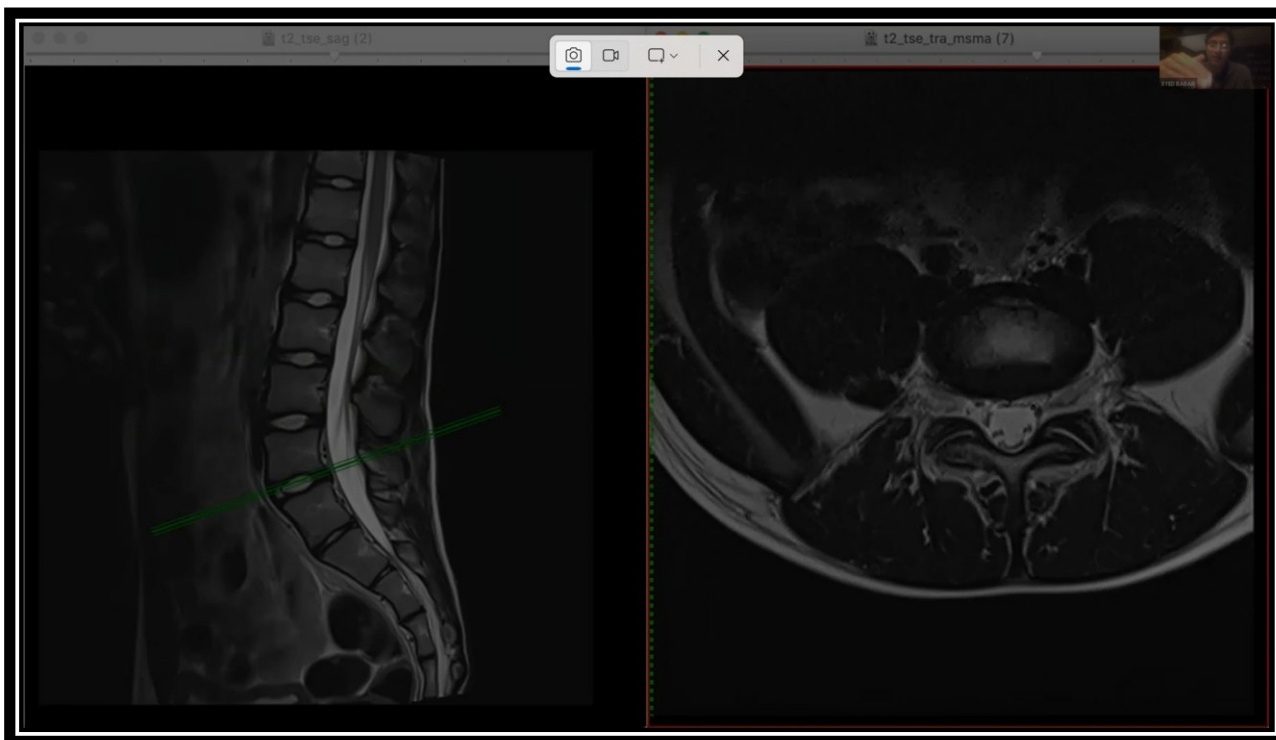
Testimonials

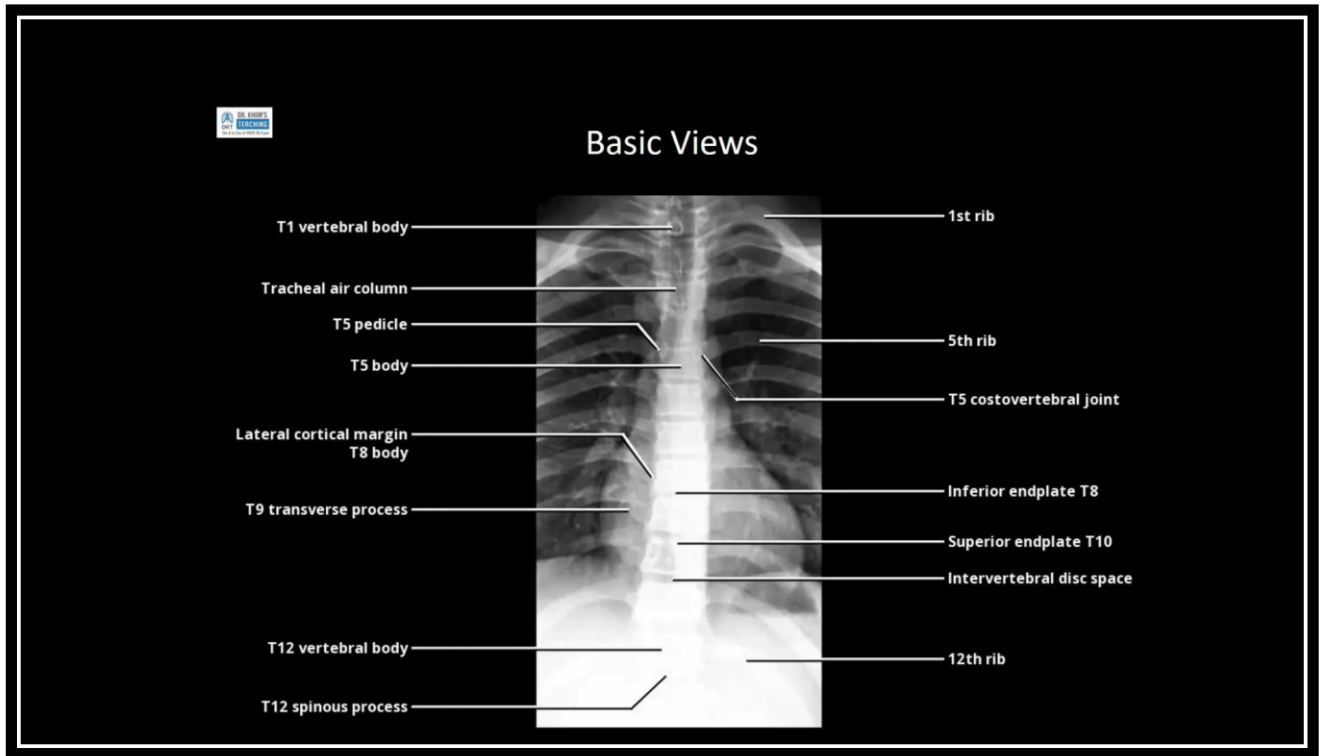
- Very informative series of cases. Learned a lot of facts and practical points. Thank you very much for arranging these types of lectures (UK).
- Excellent teachings, thank you DKT team for providing us this opportunity to learn from such skilled teachers (Pakistan).
- Anatomy of the cervical spine, the things that should include in the report of lumbar spine and the common pathologies were the most useful aspects (UK).

MSK - MRI for FRCR 2B (a) How to report spine Part II (b) Exam cases viva

- Back to basics. Great refresher course (Malaysia).
- All parts are useful and informative in a nice way. Thanks (Yemen).
- Excellent work done. Really helpful lecture. Most of things we missed in our daily practice (Pakistan).
- This lecture is useful for daily practice and exam (Myanmar).
- Excellent, detailed description with image demonstrating (Türkiye).
- It was perfect (UAE).
- Every single word was useful (Pakistan).
- Teaching slides and DICOM cases were the most useful, viva added the application too (South Africa).
- I liked the notes that the lecturer gave and the way he illustrated his approach in each case (Jordan).
- I liked the variety of cases and the difference between tuberculosis and pyogenic spinal infection (Pakistan).
- Great job (Kenya).
- Very useful teaching session. Thank you (Malaysia).
- Viva cases were the most useful (UK).
- Helpful in routine practice (India).
- Great session (Nigeria).
- Good, detailed anatomy teaching (UK).
- Excellent lecture (Algeria).
- Brilliant (South Africa).
- Wonderful (South Africa).
- Excellent session (Pakistan).
- Very useful and informative (Jordan).
- Great content as always. Thank you (Malaysia).
- Very useful and practical session (Malaysia).
- All superb (Pakistan).
- Maintain the excellent work (Nigeria).
- Very informative session and interesting cases (Sri Lanka).
- Content and delivery were amazing (UK).
- Detailed anatomical teaching (UK).
- Comprehensive explanation (Malaysia).
- The anatomy revision and applied points discussion were the most useful (UK).
- I liked the lecture and the cases (Zimbabwe).
- Excellent explanation (Sri Lanka).
- Excellent teaching today (UK).
- Hints and tips were very useful (Algeria).
- Brilliant session (Iraq).
- I liked the detailed, case based explanation (Egypt).
- Case review is very useful (Myanmar).
- Amazing lecture (China).

MSK - MRI for FRCR 2B (a) How to report spine Part II (b) Exam cases viva





=====XX=====XX=====